

F200 Series

Compressed Air and Gas Filters



F E A T U R E S

Heavy duty cast aluminum housings

Maximum working pressure 250 PSIG

Nine filtration grades

Push on filter elements

BENEFITS OF THE F200 SERIES

Rugged construction // Low maintenance // Easy to service

vanairsystems.com

F200 Series filter selection

F200 – 100 -1 – B – MD – PD6

FLOW & IN/OUT CONN	
SCFM @ 100 PSIG	NPT
15	1/4"
25	1/2"
25	3/8"
55	1/2"
85	3/4"
100	1"
150	1"
265	1 1/4"
350	1 1/2"
400	2"
500	2"
600	3"
800	3"
1000	3"
1250	3"

FILTER ELEMENT	
Element Grade	Description
AA	25 Micron, Extra Coarse
A	5 Micron, Coarse Coalescing
B	1 Micron, General Purpose Coalescing
C	.01 Micron, High Efficiency Coalescing
RAA	25 Micron, Extra Coarse Particulate
RA	5 Micron, Coarse Particulate
RB	1 Micron, General Purpose Particulate
RC	.01 Micron, High Efficiency Particulate
RD	.01 Micron, Vapor Adsorbing

DIFFERENTIAL PRESSURE INDICATOR	
Indicator	Description
PD-6A-C	Pop-up Indicator for F200-15 & 25 (coalescing)
PD-6A-P	Pop-up indicator for F200-15 & 25 (particulate)
PD-5	Differential Pressure Indicator for F200-55 & larger
PD-6	Pop-up Indicator for F200-55 & larger

DRAIN	
Drain Type	Description
MD	Manual Drain
AD	Internal Auto Drain
DA	Drain Adapter (1/4" mNPT x 1/2" fNPT)



How to select a filter

1. Determine the flow rate and pressure at the point in the air system where the filter is to be installed.
2. Select the filter model with a flow rating equal to or exceeding the operating requirement. For filter flow ratings at pressures other than 100 PSIG, consult the table on the next page or contact Van Air Systems.
3. Choose the filter element letter grade that meets the purity level required by the application.
4. Select a drain type.
5. Select a differential pressure indicator.

Clean, trouble-free compressed air and gas

Rugged housings and long-lasting elements give you the best value for your money. They'll provide dependable filtration to reduce your downtime, maintenance and operating costs.

Van Air F200 series filters are currently providing these benefits in a wide range of applications:

- Instrument air & gas
- Pre-filter and after-filter for deliquescent & regenerative dryers and refrigerated dryers
- Pneumatic hand tools
- Abrasive blasting
- Dust collectors
- Air cylinders
- Air Motors
- Blow molding

The F200 Series from Van Air Systems

Compressed air is a vital utility in many industries. Yet contamination plagues many air systems. Compressor lubricants and oil aerosols. Dust. Dirt. Scale. These damaging contaminants lead to lost productivity and increased down time. It doesn't have to be this way. Turn to F200 Series filters. The toughest most reliable industrial filters for compressed air and other gases.

Simple is better.

Each F200 filter includes a rugged cast aluminum housing and a filter element constructed with stainless steel support cores and high performance filter media. A filter element comes pre-installed in every housing. Van Air Systems' filter elements are easy to install. Simply push the element into place for a snug fit. Unlike competitive filters, F200 filters use no awkward tie rods or fasteners.

How it works.

Simple operation is key. Compressed air or gas enters the inlet side of the head and passes through the single filter element. In oil removal applications, air or gas flows from the inside to the outside of the element. In particulate removal applications the flow pattern is from the outside of the element to the inside. Clean air or gas exits the opposite side of the head.

Application versatility.

The F200 Series includes housings with connection sizes from 1/4" to 3" NPT for flow rates from 15 to 1250 SCFM (at 100 PSIG) and nine filtration grades to meet your exact system requirements. All F200 series filters have a maximum working pressure of 250 PSIG. F200 filters are approved for the use with both compressed air and hydrocarbon gases.



F200 Series accessories



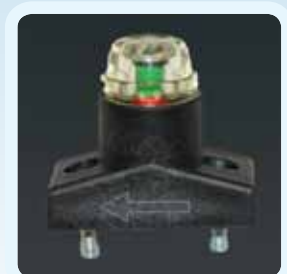
Manual Drain



Wall Mounting Kit



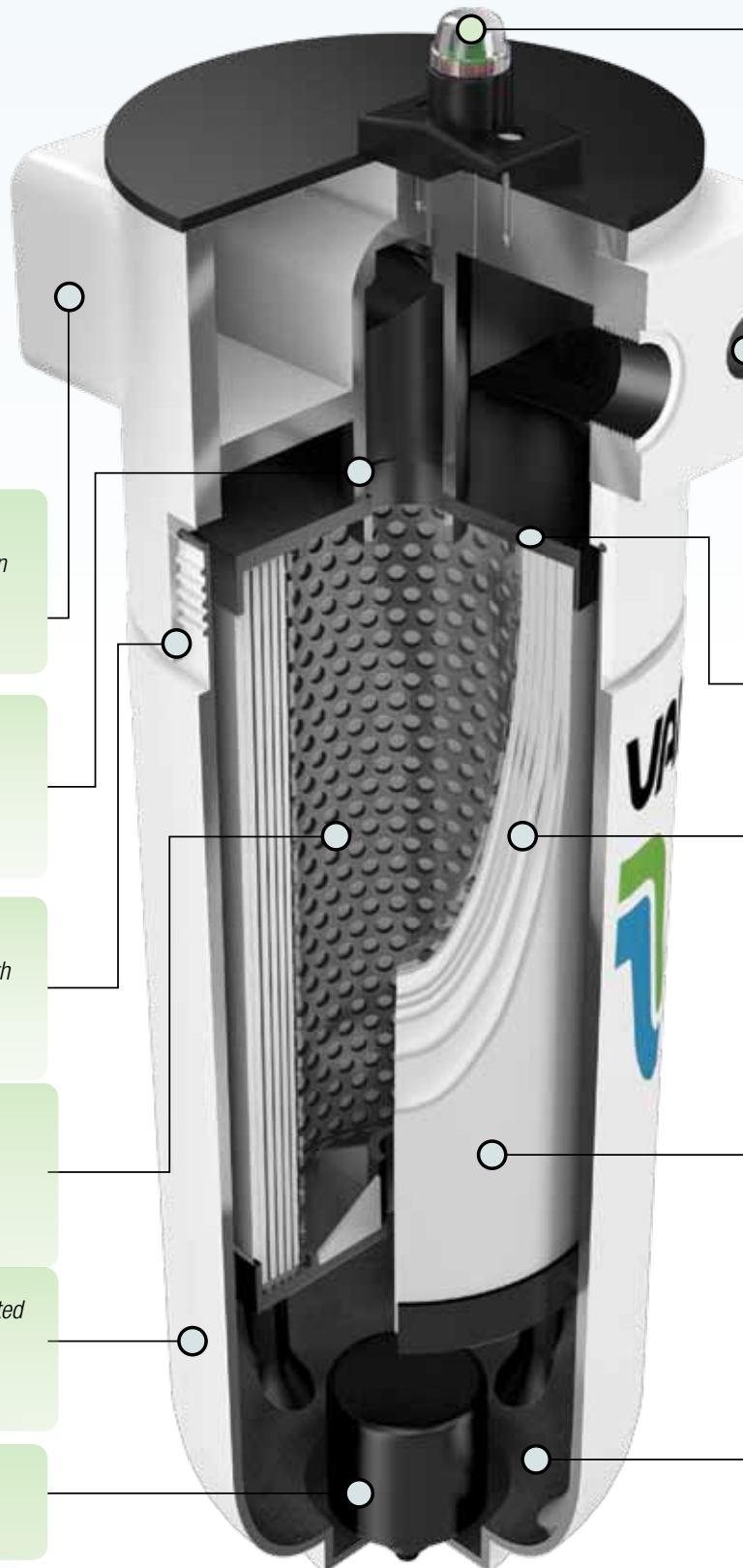
PD-5 Differential Pressure Indicator



PD-6 Pop-up Differential Pressure Indicator

Rugged design, durable construction

Strength and durability matter. That's why every F200 filter is designed and constructed with the industrial compressed air user in mind.



A pop-up differential pressure indicator shows when the element must be changed

Through holes for tandem mounting of filters, for use with CK connector kit

Corrosion resistant, end caps for rust prevention

Multiple layers of borosilicate fiberglass media remove particulates and coalesce oil mists

A chemical resistant polyester outer drainage layer stands up to synthetic lubricants and facilitates flow of coalesced liquids – this media is superior to the exterior foam used in many competitive filter elements.

All housings are internally e-coated for superior corrosion resistance

Durable epoxy powder coating is chip and stain resistant.

Push-on elements are easy to change – no tie-rods or fasteners are required

Precision machined threads allow for smooth assembly and removal

Inner and outer stainless steel support cores for maximum strength

Housings are constructed of heavy-duty cast aluminum

Internal automatic drain (optional)

Filter application guide & suggested installation

Typical uses

- Plant air
- Shot / sand blast
- Point of use

Dryer dew point

20°F - 55°F supression

Deliquescent dryer



Air Compressor Receiver Tank

Air-cooled After-cooler

Moisture Separator

Filter Grade A

D Series Deliquescent Dryer

Filter Grade B

Typical uses

- Instrument air
- Plant air
- Process air
- Blanketing / padding
- Nitrogen generation
- Pipeline purging

Dryer dew point

-40°F -100°F

Heatless regenerative dryer



Air Compressor Receiver Tank

Air-cooled After-cooler

Moisture Separator

Filter Grade C

HL Series Dryer

Filter Grade RB

Point of use

- Bulk containment removal



Filter Grade RA or RAA

Point of use

- Instrumentation
- Air cylinders, air motors
- Pneumatic conveyors



Filter Grade RB

Filter Grade RC

Point of use

- Oil vapor adsorption
- Food and beverage applications
- Odor removal



Filter Grade RB

Filter Grade RC

Filter Grade RD

FILTRATION GRADES

Element Grade	Purpose	Particle Removal Down To	Efficiency	Max Oil Carryover PPM w/w	Max Inlet Temp °F	Clean Dry Pressure Drop PSI	End Cap Color	Flow Direction
AA	Extra coarse coalescing	25µ	100@25µ	7.8	225	0.40	White	In/Out
A	Coarse coalescing	5µ	100@5µ	3.9	225	0.50	Green	In/Out
B	General purpose coalescing	1µ	99.99@.6µ	0.78	175	0.75	Red	In/Out
C	High efficiency coalescing	.01µ	99.9999@.6µ	0.008	125	1.50	Blue	In/Out
RAA	Extra coarse particulate	25µ	100@25µ	NA	225	0.40	Black	Out/In
RA	Coarse particulate	5µ	100@5µ	NA	225	0.50	Green	Out/In
RB	General purpose particulate	1µ	99.99@.6µ	NA	225	0.75	Red	Out/In
RC	High efficiency particulate	.01µ	99.9999@.6µ	NA	225	1.50	Blue	Out/In
RD	Vapor absorbing	.01µ	99.9999@.6µ	0.004	80	1.50	White [†]	Out/In

[†] RD elements have no outer drainage layer. The perforated stainless steel outer core is visible.

STANDARD EQUIPMENT

- Cast aluminum housing
- Maximum working pressure: 250 PSIG (17.2 BARG)
- Interior epoxy coating
- Exterior epoxy coating and epoxy powder coat finish
- Manual ball valve
- Pop-up differential pressure indicator
- O-ring seals
- Inlet/outlet – NPT
- Push on element
- Initial element included

OPTIONAL EQUIPMENT

- Internal “AD” float drain
- PD-5 dial type pressure differential indicator
- Wall mounting bracket
- Connector kit
- EDV Series electronic drain (supplied loose)
- Drain adapter

DIMENSIONS & SPECIFICATIONS

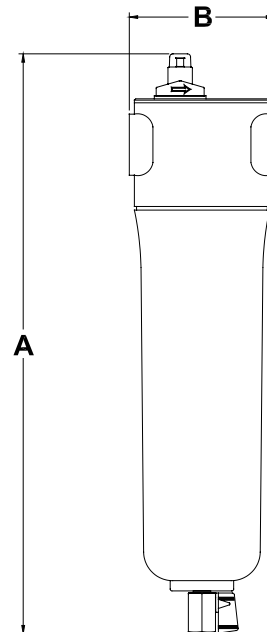
Model No.	A		B		In/Out Conn.	Weight		Drain Connection	Replacement Element	# of Elements
	in	cm	in	cm		lbs	kg			
F200-15-1/4-(*)	9 1/4	24	2 13/16	8	1/4" NPT	1.2	0.5	1/4" NPS	E200-15/25-(*)	1
F200-25-3/8-(*)	9 1/4	24	2 13/16	8	3/8" NPT	1.2	0.5	1/4" NPS	E200-15/25-(*)	1
F200-25-1/2-(*)	9 1/4	24	2 13/16	8	1/2" NPT	1.2	0.5	1/4" NPS	E200-15/25-(*)	1
F200-55-1/2-(*)	11 3/4	30	3 7/16	9	1/2" NPT	3.3	1.5	1/4" NPS	E200-55-(*)	1
F200-85-3/4-(*)	14- 9/16	37	4 15/16	13	3/4" NPT	6.0	2.7	1/4" NPS	E200-85-(*)	1
F200-100-1-(*)	14-9/16	37	4 15/16	13	1" NPT	6.1	2.8	1/4" NPS	E200-100-(*)	1
F200-150-1-(*)	20-7/16	52	4 15/16	13	1" NPT	7.4	3.4	1/4" NPS	E200-150-(*)	1
F200-265-1¼-(*)	20-7/16	52	4 15/16	13	1 1/4" NPT	7.5	3.4	1/4" NPS	E200-265-(*)	1
F200-350-1½-(*)	21-3/8	55	5 5/16	14	1 1/2" NPT	9.6	4.4	1/4" NPS	E200-350/400-(*)	1
F200-400-2-(*)	21-3/8	55	5 5/16	14	2" NPT	9.6	4.4	1/4" NPS	E200-350/400-(*)	1
F200-500-2-(*)	29-3/8	75	5 5/16	14	2" NPT	12.0	5.4	1/4" NPS	E200-500-(*)	1
F200-600-3-(*)	24-1/2	63	7 7/8	20	3" NPT	22.3	10.1	1/4" NPS	E200-600-(*)	1
F200-800-3-(*)	30-1/16	77	7 7/8	20	3" NPT	25.3	11.5	1/4" NPS	E200-800-(*)	1
F200-1000-3-(*)	34-3/4	89	7 7/8	20	3" NPT	32.2	14.6	1/4" NPS	E200-1000-(*)	1
F200-1250-3-(*)	34-3/4	89	7 7/8	20	3" NPT	32.2	14.6	1/4" NPS	E200-1250-(*)	1

Notes: Due to our policy of continuous improvement, dimensions and specifications may change without notice. Before pre-piping, request a certified drawing.

FLOW CAPACITIES AT VARIOUS PRESSURES PSIG (BARG)

Model No.	50 (3.4)		100 (6.9)		150 (10.3)		200 (13.8)		250 (17.2)	
	SCFM	NM3/HR	SCFM	NM3/HR	SCFM	NM3/HR	SCFM	NM3/HR	SCFM	NM3/HR
F200-15-1/4-(*)	8	13	15	24	22	35	28	45	35	56
F200-25-3/8-(*)	14	23	25	40	36	58	47	76	58	93
F200-25-1/2-(*)	14	23	25	40	36	58	47	76	58	93
F200-55-1/2-(*)	31	50	55	88	79	127	103	166	127	204
F200-85-3/4-(*)	48	77	85	137	122	196	159	256	196	315
F200-100-1-(*)	56	90	100	161	144	232	187	301	231	371
F200-150-1-(*)	85	137	150	241	215	346	281	452	346	556
F200-265-1¼-(*)	149	240	265	426	381	613	496	798	612	984
F200-350-1½-(*)	197	317	350	563	503	809	655	1053	808	1299
F200-400-2-(*)	226	363	400	643	574	923	749	1204	923	1484
F200-500-2-(*)	282	453	500	804	718	1155	936	1505	1154	1856
F200-600-3-(*)	338	544	600	965	862	1386	1123	1806	1385	2227
F200-800-3-(*)	451	725	800	1286	1149	1848	1497	2407	1846	2968
F200-1000-3-(*)	564	907	1000	1608	1436	2309	1872	3010	2308	3711
F200-1250-3-(*)	700	1134	1250	2010	1795	2886	2340	3763	2885	4639

(*) Filter Element Grade



2950 Mechanic Street, Lake City, PA 16423, USA | Toll Free Phone 800-840-9906 | Corporate Fax 814-774-0778 | Order Entry Fax 814-774-3482

Distributed By:

